



# Parent Meeting Introduction to Read Write Inc.



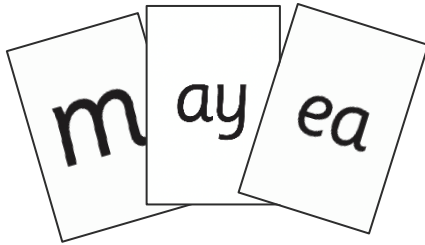


Teach a child to read and keep that child reading and we will change everything.


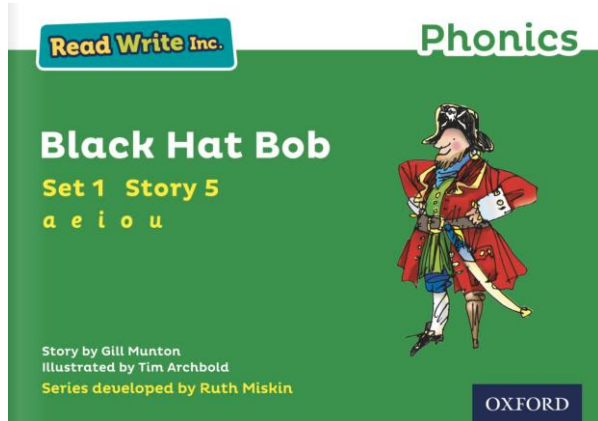
**And I mean everything.**

*Jeanette Winterson*

# Read Write Inc. Phonics daily lessons



# Who is Read Write Inc. for?



# Progress groups

Group children by phonic stages.

Teach to the group's challenge level.

Re-assess all children every half term.

Group children by their progress in word reading and fluency.

# What is phonics?

Sounds (graphemes)

m	a	t
---	---	---

mat

sh	i	p
----	---	---

ship

demonstrate, containing, roamed, trivial, injured,  
whimper

# Some codes are easier than others

English



44 speech sounds

26 letters

150+ graphemes

Spanish



24 speech sounds

26 letters

29 graphemes

# English is complex

I take it you already know of  
tough and bough and cough  
and dough.

Others may stumble, but not  
you, on hiccough, thorough,  
laugh and through.

Beware of heard, a dreadful  
word, that looks like beard and  
sounds like bird.

And dead: it's said like bed and  
not like bead. For goodness  
sake don't call it deed.

A moth is not a moth in  
mother, nor both in bother,  
broth in brother;

And here is not a match for  
there. Nor dear and fear for  
bear and pear.

And do and go and thwart and  
cart. Come, come, I've hardly  
made a start!

A dreadful language full of  
tricks! I should have mastered  
it when I was six.



# Speed Sounds Set 1

Consonant sounds – stretchy

f	l	m	n	r	s	v	z	sh	th	ng nk
---	---	---	---	---	---	---	---	----	----	----------

Consonant sounds – bouncy

b	c k	d	g	h	j	p	qu	t	w	x	y	ch
---	--------	---	---	---	---	---	----	---	---	---	---	----

Vowel sounds – bouncy









a	e	i	o	u	ay	ee	igh	ow
---	---	---	---	---	----	----	-----	----

Vowel sounds – stretchy

Vowel sounds – stretchy

oo	oo	ar	or	air	ir	ou	oy
----	----	----	----	-----	----	----	----

# Set 1 Speed Sounds

Sound	Say the sound		Read the sound	Review the sounds	Write the letter		Speed write	Fred Talk (oral)
s (stretchy - see p.34)	 <p>Keep your teeth together and hiss</p>	 <p>Use Picture Sound Cards: ssssnake, ssssnail, sssspider, ssssun</p>	 <p>Draw the snake on the board, then write s next to it.</p>	 <p>Spot the new sound in the pack</p>			 <p>Select 3 sounds you have taught children so far.</p>	 <p>s-a-dsad s-a-t sat s-i-t sit</p>

Speedy sounds + Fred =  
decoding



+



# Fred Talk Routine



1. Say the word in sounds e.g. c-a-t.
2. Ask the child to repeat.

Can they 'jump-in' with the whole word?

3. Say the word in sounds followed by the whole word e.g. c-a-t, cat.
4. Ask the child to repeat.

# Fred Talk throughout the day

Shall we have some l-u-n-ch?

What would you like to p-l-ay?

Let's put on your c-oa-t.



# Pure Sounds ([ruthmiskin.com](http://ruthmiskin.com))



# Speed Sounds Set 2

Consonant sounds – stretchy

f	l	m	n	r	s	v	z	sh	th	ng
										nk

Consonant sounds – bouncy

b	c	d	g	h	j	p	qu	t	w	x	y	ch
	k											

Vowel sounds – bouncy

a	e	i	o	u	ay	ee	igh	ow
---	---	---	---	---	----	----	-----	----

Vowel sounds – stretchy

Vowel sounds – stretchy

oo	oo	ar	or	air	ir	ou	oy
----	----	----	----	-----	----	----	----

# Speed Sounds Set 3

fire  
hear  
sure

## Consonant sounds

f	l	m	n	r	s	v	z	sh	th	ng
ff	ll	mm	nn	rr	ss	ve	zz	ti		nk
ph	le	mb	kn	wr	se		s	ci		
					c		se			

b	c	d	g	h	j	p	qu	t	w	x	y	ch
bb	k	dd	gg		g	pp		tt	wh			tch
	ck				ge							
	ch				dge							

## Vowel sounds

a	e	i	o	u	ay	ee	igh	ow
	ea				<u>a-e</u>	<u>e-e</u>	<u>i-e</u>	<u>o-e</u>
					ai	y	ie	oa
						ea	i	o
						e	y	

oo	oo	ar	or	air	ir	ou	oy	ire	ear	ure
<u>u-e</u>			oor	are	ur	ow	oi			
ue			ore		er					
ew			aw							
			au							



# Connect and repeat

ay



may I play?

2. day, play, may, way, lay, say, tray, spray

aw



yawn at dawn

3. saw, raw, law, straw, dawn, paw,  
crawl, jaw, claw, yawn

## 'Special Friends', 'Fred Talk'

spray

crawl

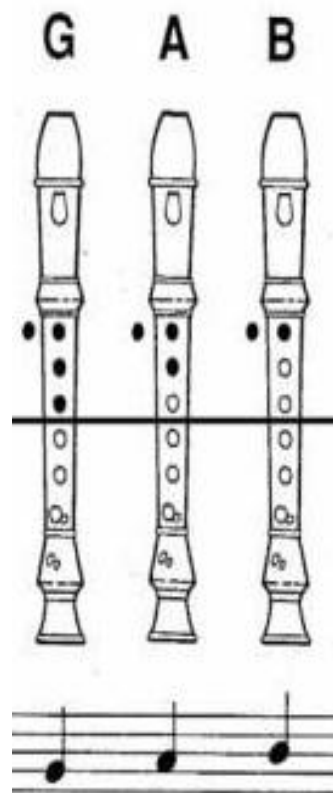
# Teach spelling using Fred Fingers



# What books do the children read?





# Learning to read music

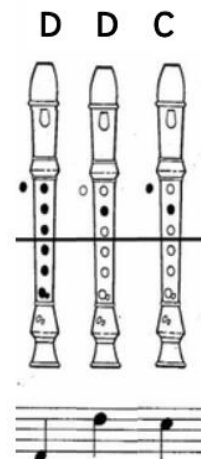
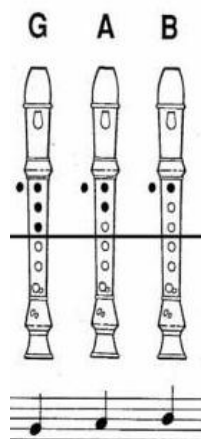


## Hot Cross Buns

Trad.

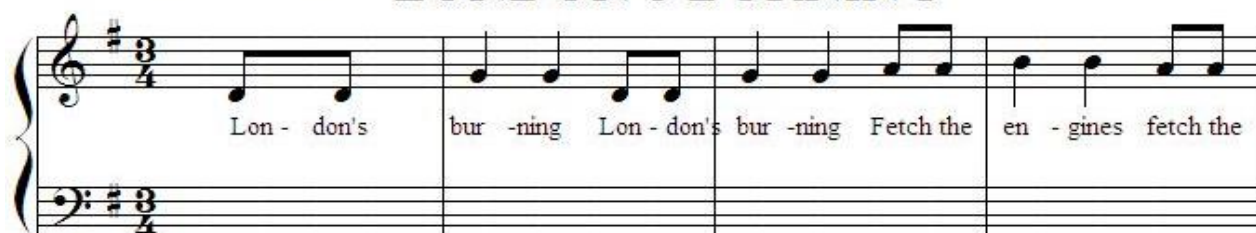


# Learning to read music



WWW.MAMALISA.COM

## LONDON'S BURNING



# Read Write Inc. Storybooks



## Pin it on

### Introduction

In this story, some children are playing a game called 'Pin the tail on the donkey'. They are blindfolded, and need to attach the tail to the right place. Let's see how they do!

pin it on

not on its leg



4



"Snatchosaurus is a very dangerous dinosaur," she said.

"So it's obvious! We need to find an *even more* dangerous dinosaur to catch him!"

"But where can we find a dinosaur like that?" asked Stegosaurus, cautiously.

"We will make one!" came the reply.

So they got out their scissors, and their pencils, and their paper, and their card, and their paints, and their sticky tape ... and they made ... a Catchasnatchosaurus! And the famous Snatchosaurus was never seen again!

15

# Three reads

1. Read every word **accurately**.
2. Read more words '**at a glance**'.
3. Read the whole story accurately, fluently and with a **storyteller's voice**.



# Green words - 'Special Friends', 'Fred Talk'

1.6

ship

"Get off **my** ship!" **said** Black Hat Bob.

"**No,**" **said** Red Hat Rob.

"**I** will not."



# Red Words

I

said

This is Red Hat Rob.



“I will grab that cash box,” he said.

# Speedy Green Words


**Speedy Green Words**

*Ask children to practice reading the words across the rows, down the columns and in and out of order clearly and quickly.*

five	quite	time	life
smile	hide	life	animals
long	night	always	it
himself	lightning	children	lookin
happy	while	time	its

Read more words **'at a glance'**.

# What books will children bring home?



# Reading aloud is transformational

Being read *to* is the most powerful predictor of a child's future reading comprehension.



At five years old:

Never read to - 4,622 words

1-2 times a week - 63,570 words

3-5 times a week - 169,520 words

Daily - 296,600 words

Five books a day - 1,483,300 words

*Science Daily (2019)*

*<https://www.sciencedaily.com/releases/2019/04/190404074947.htm>*

# Virtual Classroom



# How do I use the Virtual Classroom?

1. Set aside 10 minutes to watch a film with your child each day.
2. Find a quiet space for your child to watch the film on a laptop or tablet.
3. Praise your child as they join in with the lesson – make it fun!

The more they practise using these films, the quicker they'll learn to read.



# Reception - What can I do?

1. Use pure sounds rather than letter names.
2. Use Fred Talk to help your child to read and spell words.
3. Listen to your child read their Storybook every day.
4. Watch the Virtual Classroom films together.
5. Read stories to your child every day.

# Year 1 and 2 - What can I do?

1. Practise the sounds and phrases.
2. Practise reading sounds speedily.
3. Help your child use 'Special Friends', 'Fred Talk' to read words.
4. Watch the Virtual Classroom films together.
5. Read stories to your child every day.

# ruthmiskin.com

**Read Write Inc.**  
Phonics

## Learning to read at home



### Parents, carers and families

We support our schools to work in partnership with you at home. This includes books for home reading, information booklets and a Virtual Classroom with films for children to practise.

### Using the Virtual Classroom



See how to support your child at home with our Virtual Classroom.

### Films

These 17 films show you step by step how to teach children to read and write with Read Write Inc. Phonics.

If your child is in a school that teaches Read Write Inc. or if you have bought a parent pack, the films will help you and your child practise together at home.

If you have a question, please get in touch via our [Facebook](#) or [X](#) pages and subscribe to our [YouTube](#) channel.

#### Parent and carer films

17 Videos

- ▶ [How Read Write Inc. phonics works - a parent/carer's guide](#) 2:47
- ▶ [Understanding how phonics works](#) 2:58
- ▶ [How to help your child learn the phonics](#) 2:45
- ▶ [What to expect from the phonics](#) 1:52
- ▶ [Parents: how to listen to your child](#) 2:25
- ▶ [Why read to your child?](#) 2:08
- ▶ [10 things to think about when...](#) 2:04



### Home reading guidance documents

Parent FAQs

Handwriting phrases

Fred Games

List of Read Write Inc. reading  
books

**Read Write Inc.**

**Any questions?**





Reading feeds the imagination. It expands horizons and offers new and exciting ways of seeing and making sense of our lives and of the world around us.

*Michael Morpurgo*